

Signify Classified - Internal
Cooper Lighting Solutions Photometric Lab
1121 Highway 74 South
Peachtree City, GA 30269



Scaled data based on original data using
LM-79-08 Approved Method: Electrical and Photometric Measurements of Solid-
State Lighting Products

Test Report Prepared for
Cooper Lighting Solutions
(formerly Eaton)

Brand: McGRAW-EDISON

Report Number: P438626

Luminaire Tested: **ISW-SA1D-830-U-T2-HSS**

Issue Date: 12/10/2020

Test Information

Test Method: LM-79-08
Report Number: P438626
TEST IS SCALED FROM IESNA LM-79-08 TEST DATA (G3-2011-074-7)
Test Lab: INNOVATION CENTER
Issue Date: 12/10/2020
Manufacturer: COOPER LIGHTING SOLUTIONS (FORMERLY EATON)
Product Line: McGRAW-EDISON
Catalog Number: ISW-SA1D-830-U-T2-HSS
Description: IMPACT ELITE LED WEDGE LUMINAIRE
(1) 80 CRI, 3000K, 800mA LIGHTSQUARE WITH 16 LEDS AND TYPE II OPTICS WITH HOUSE SIDE SHIELD
Light Source: -
Ballast/Driver: ELECTRONIC DRIVER

Summary

Lumens per Lamp: N/A
Luminaire Lumens: 3361 lumens
Efficiency: N/A
Efficacy: 74.4 lumens/watt
Luminous Opening: Rectangular (W 0.5' x L: 0.5' x H: 0')
IES Classification: Type II - Medium
BUG Rating: B0 - U0 - G1

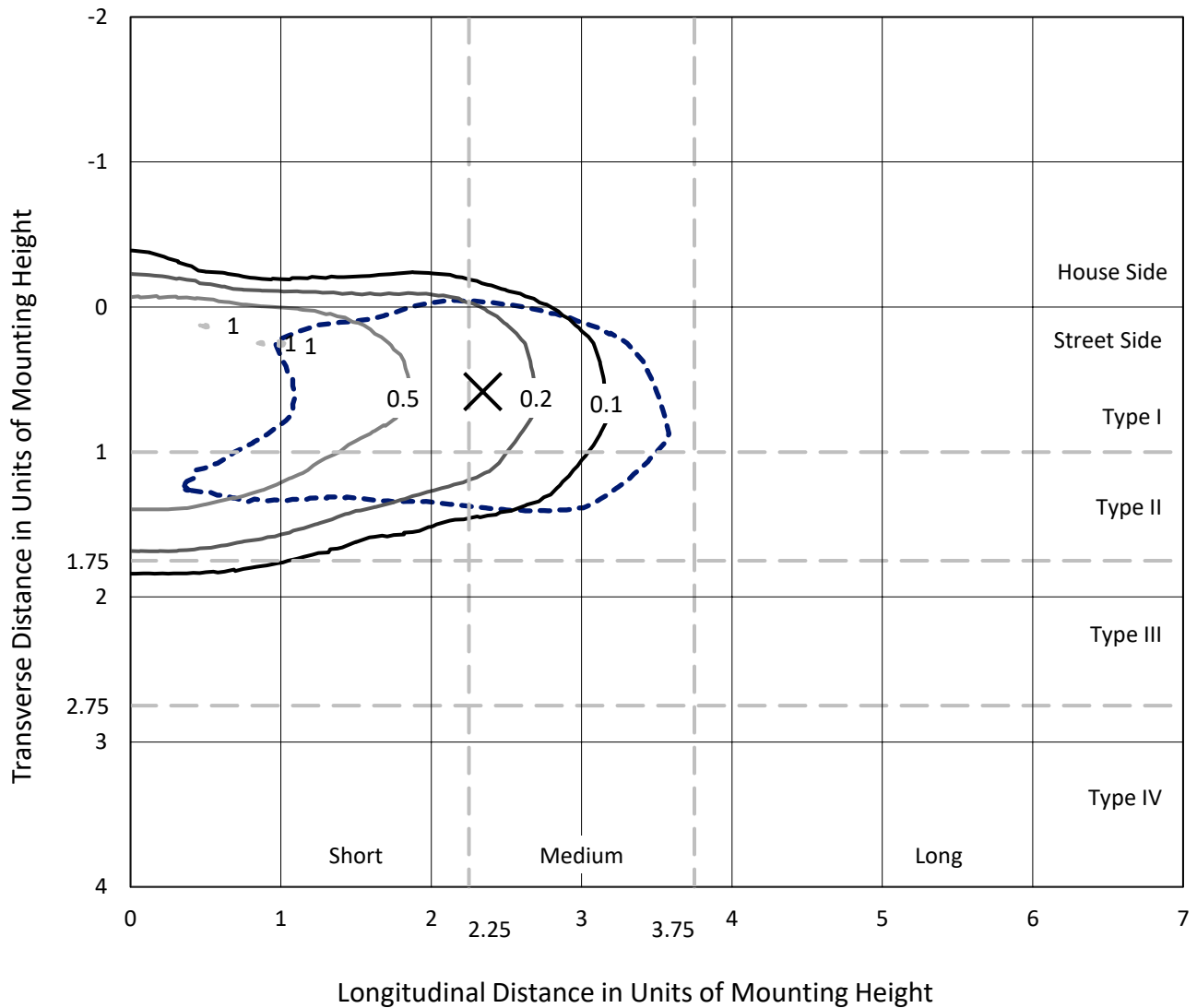
Input Watts (W): 45.2
Input Voltage (V): NR
Input Current (Ain): NR
Voltage Rise (V): NR
Power Factor: NR
Total Harmonic Distortion (THDi): NR
Frequency (hertz): 60
Stabilization Time: NR
Operation Time: NR
Ambient Temperature (°C): NR
Test Distance: 28.75 FT



REPORT NUMBER: P438626
 CATALOG NUMBER: ISW-SA1D-830-U-T2-HSS

Iso-Footcandle Lines of Horizontal Illumination

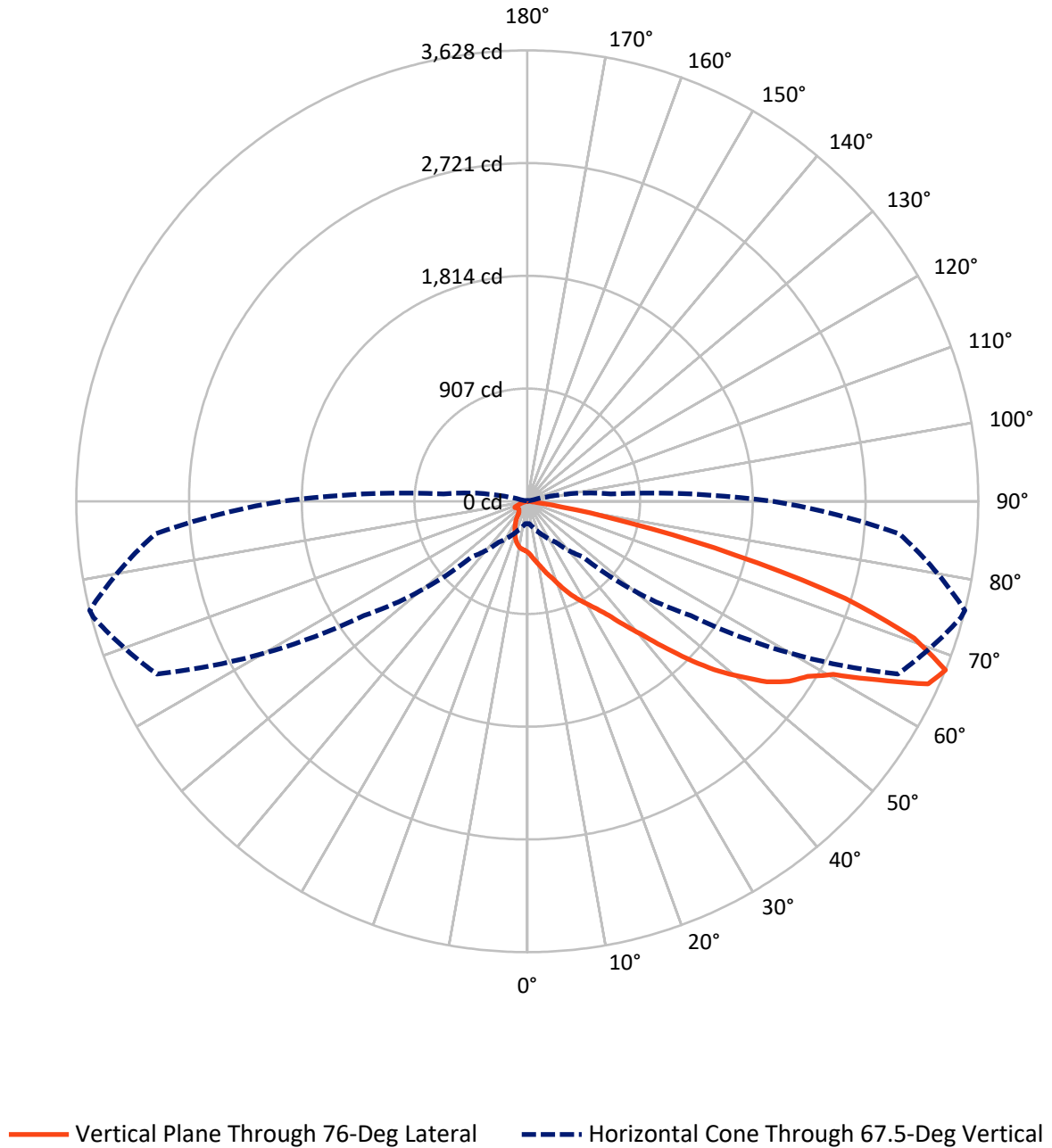
× Max cd
 - - - 1/2 Max cd



Based on 25 foot mounting height. Maximum calculated value = 1 fc
 Type II - Medium - N/A

REPORT NUMBER: P438626
CATALOG NUMBER: ISW-SA1D-830-U-T2-HSS

Luminous Intensity Polar Plot



REPORT NUMBER: P438626

CATALOG NUMBER: ISW-SA1D-830-U-T2-HSS

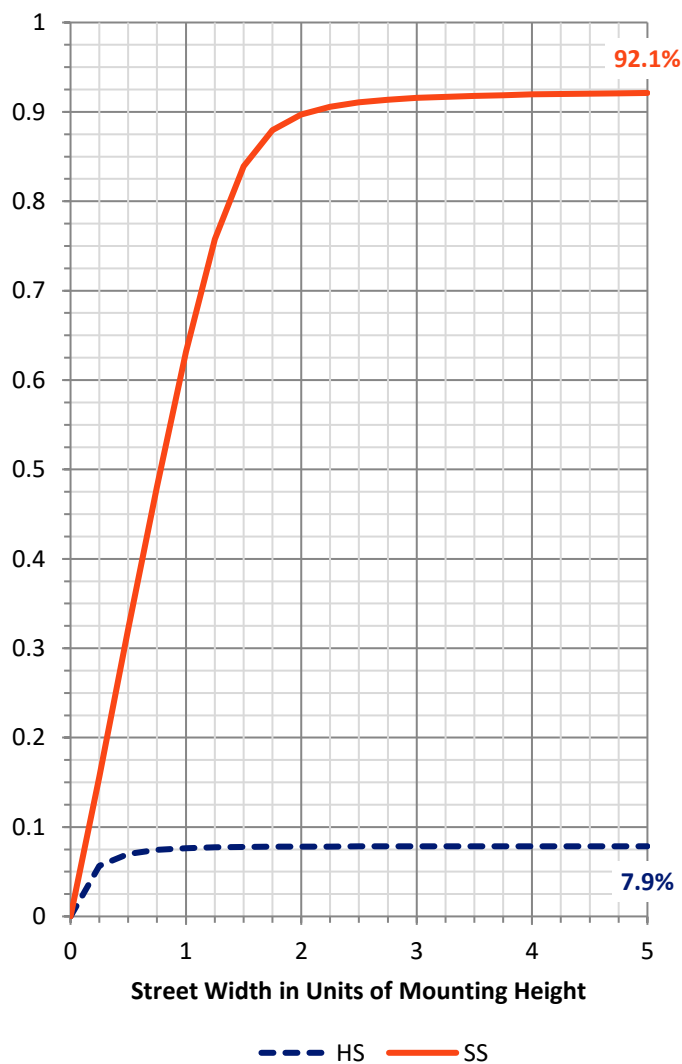
FLUX DISTRIBUTION:

		Downward	Upward	Total
House Side	Lumens	265.9	0.0	265.9
	% Fixture	7.9	0.0	7.9
Street Side	Lumens	3095.1	0.0	3095.1
	% Fixture	92.1	0.0	92.1
Total	Lumens	3361.0	0.0	3361.0
	% Fixture	100.0	0.0	100.0

ZONAL LUMENS:

Zone	Lumens	% Fixture
0°-10°	39.2	1.2
10°-20°	109.2	3.2
20°-30°	188.5	5.6
30°-40°	335.8	10.0
40°-50°	597.9	17.8
50°-60°	896.6	26.7
60°-70°	849.2	25.3
70°-80°	331.0	9.8
80°-90°	13.7	0.4
90°-100°	0.0	0.0
100°-110°	0.0	0.0
110°-120°	0.0	0.0
120°-130°	0.0	0.0
130°-140°	0.0	0.0
140°-150°	0.0	0.0
150°-160°	0.0	0.0
160°-170°	0.0	0.0
170°-180°	0.0	0.0
0°-90°	3361.0	100.0
0°-180°	3361.0	100.0

Coefficient of Utilization



REPORT NUMBER: P438626

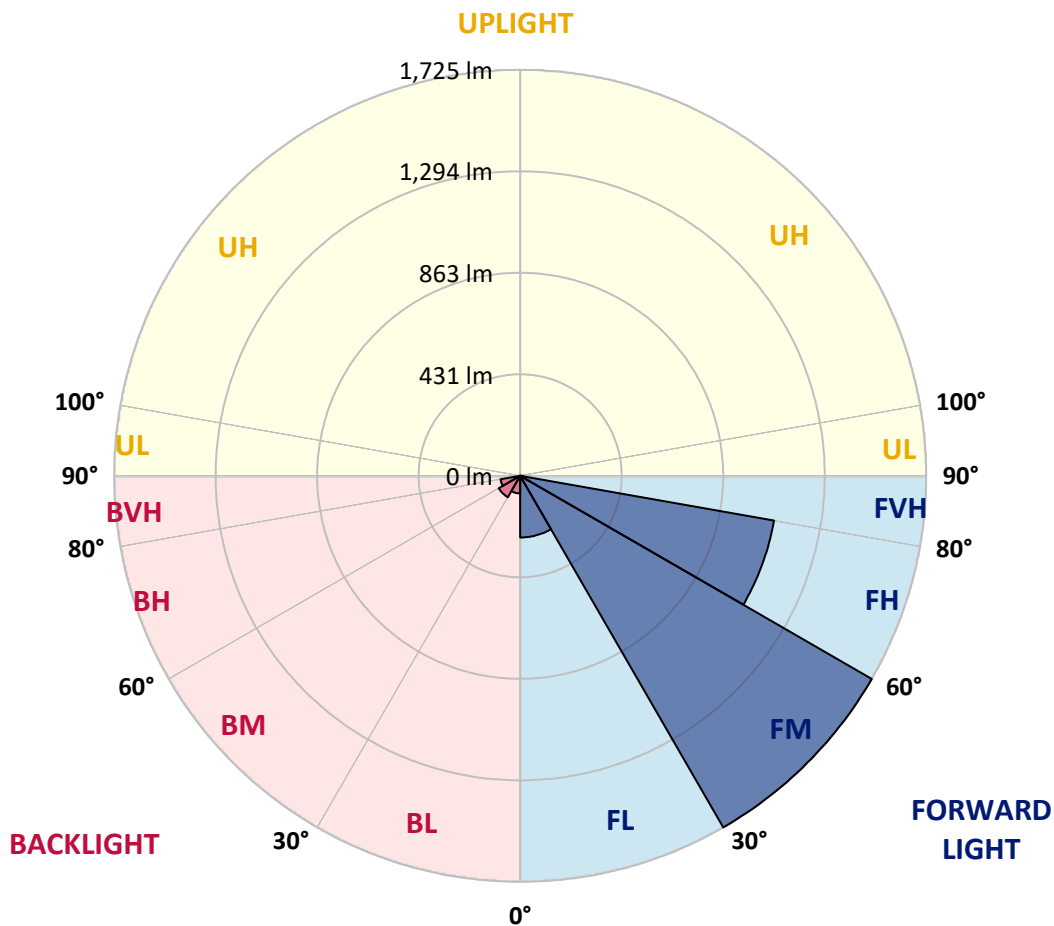
CATALOG NUMBER: ISW-SA1D-830-U-T2-HSS

LUMINAIRE CLASSIFICATION SYSTEM LUMEN TABLE AND BUG RATING:

Zone	Lumens	% Fixture	Zone Rating/Lumen Limit		
			B	U	G
FL (0°-30°)	262.0	7.8			
FM (30°-60°)	1725.3	51.3			
FH (60°-80°)	1095.3	32.6			G1/1800
FVH (80°-90°)	12.5	0.4			G1/100
BL (0°-30°)	74.9	2.2	B0/110		
BM (30°-60°)	104.9	3.1	B0/220		
BH (60°-80°)	84.9	2.5	B0/110		G0/110
BVH (80°-90°)	1.2	0.0			G0/10
UL (90°-100°)	0.0	0.0		U0/0	
UH (100°-180°)	0.0	0.0		U0/0	

BUG Rating: B0-U0-G1

Type II Medium





REPORT NUMBER: P438626
 CATALOG NUMBER: ISW-SA1D-830-U-T2-HSS

CANDELA DISTRIBUTION (FULL):

	0°	5°	15°	25°	35°	45°	55°	65°	75°	76°	85°
0°	408.7	408.7	408.7	408.7	408.7	408.7	408.7	408.7	408.7	408.7	408.7
2.5°	484.2	479.5	476.3	474.8	471.6	462.2	454.3	440.2	427.6	427.6	419.7
5°	528.2	526.6	520.3	517.2	515.6	509.3	495.2	477.9	457.5	455.9	437.0
7.5°	540.8	542.4	542.4	545.5	547.1	543.9	531.3	515.6	488.9	485.8	457.5
10°	536.1	536.1	540.8	550.2	562.8	569.1	567.5	554.9	523.5	520.3	481.0
12.5°	518.8	521.9	529.8	545.5	569.1	587.9	598.9	594.2	562.8	559.6	512.5
15°	495.2	498.3	512.5	534.5	565.9	602.1	627.2	641.4	610.0	606.8	545.5
17.5°	462.2	465.3	481.0	514.1	558.1	608.4	657.1	685.4	658.7	649.3	580.1
20°	449.6	452.7	465.3	492.0	543.9	608.4	683.8	737.3	716.8	709.0	624.1
22.5°	499.9	498.3	487.3	490.5	529.8	603.7	704.3	801.7	786.0	775.0	671.3
25°	591.1	597.4	581.7	545.5	539.2	598.9	718.4	852.0	850.5	839.5	720.0
27.5°	696.4	699.6	682.3	644.5	592.7	608.4	734.1	902.3	910.2	900.8	757.7
30°	782.9	793.9	781.3	746.7	691.7	649.3	745.1	947.9	974.7	962.1	793.9
32.5°	907.1	911.8	899.2	848.9	792.3	727.9	765.6	987.2	1045.4	1034.4	836.3
35°	1037.5	1043.8	1020.3	965.2	896.1	823.7	814.3	1040.7	1147.6	1125.6	900.8
37.5°	1153.9	1160.2	1149.2	1081.6	1014.0	936.9	900.8	1113.0	1271.8	1257.6	981.0
40°	1246.6	1262.3	1259.2	1201.0	1138.2	1069.0	1025.0	1197.9	1414.8	1402.3	1083.1
42.5°	1340.9	1352.0	1345.7	1303.2	1259.2	1216.8	1161.7	1315.8	1598.8	1592.5	1210.5
45°	1458.9	1476.1	1468.3	1433.7	1380.2	1370.8	1318.9	1457.3	1817.3	1807.8	1364.5
47.5°	1633.3	1649.1	1636.5	1589.3	1528.0	1510.7	1466.7	1617.6	2031.1	2026.4	1517.0
50°	1727.7	1743.4	1776.4	1784.3	1743.4	1650.6	1598.8	1770.1	2222.9	2215.0	1663.2
52.5°	1694.7	1708.8	1789.0	1864.4	1954.0	1875.4	1759.1	1935.2	2398.9	2413.1	1806.3
55°	1553.2	1572.0	1686.8	1807.8	2024.8	2130.1	1996.5	2122.2	2537.3	2557.7	1900.6
57.5°	1267.1	1289.1	1436.8	1623.9	1916.3	2194.6	2290.5	2380.1	2631.6	2658.3	2021.6
60°	759.3	793.9	946.4	1194.7	1600.3	2042.1	2499.5	2751.1	2815.5	2828.1	2279.5
62.5°	421.3	413.4	536.1	740.4	1103.6	1658.5	2468.1	3202.2	3162.9	3162.9	2719.6
65°	253.1	261.0	323.8	440.2	641.4	1094.1	2200.9	3480.5	3532.4	3543.4	3076.5
67.5°	179.2	180.8	226.4	301.8	400.9	630.4	1605.0	3288.7	3612.5	3628.3	3005.7
70°	116.3	117.9	161.9	215.4	286.1	347.4	981.0	2710.2	3309.1	3301.3	2658.3
72.5°	70.7	73.9	102.2	158.8	220.1	196.5	528.2	1958.8	2622.2	2675.6	2086.1
75°	44.0	47.2	61.3	110.0	154.1	133.6	232.7	1307.9	1691.5	1732.4	1347.2
77.5°	25.2	28.3	39.3	62.9	110.0	92.8	110.0	687.0	819.0	845.8	540.8
80°	9.4	11.0	20.4	31.4	67.6	56.6	50.3	232.7	261.0	292.4	165.1
82.5°	1.6	3.1	9.4	18.9	26.7	26.7	22.0	70.7	72.3	77.0	44.0
85°	0.0	0.0	3.1	4.7	4.7	4.7	7.9	14.1	22.0	22.0	12.6
87.5°	0.0	0.0	0.0	0.0	1.6	1.6	1.6	3.1	3.1	3.1	3.1
90°	0.0	0.0	0.0	0.0	0.0	0.0	0.0	0.0	0.0	0.0	0.0



REPORT NUMBER: P438626
 CATALOG NUMBER: ISW-SA1D-830-U-T2-HSS

CANDELA DISTRIBUTION (continued):

	90°	95°	105°	115°	125°	135°	145°	155°	165°	175°	180°
0°	408.7	408.7	408.7	408.7	408.7	408.7	408.7	408.7	408.7	408.7	408.7
2.5°	411.9	408.7	396.2	383.6	374.1	366.3	353.7	353.7	349.0	344.3	345.8
5°	422.9	413.4	389.9	366.3	344.3	323.8	306.5	298.7	287.7	284.5	283.0
7.5°	437.0	419.7	380.4	342.7	306.5	279.8	257.8	243.7	231.1	227.9	229.5
10°	454.3	429.2	369.4	311.3	267.2	234.2	209.1	198.1	183.9	179.2	174.5
12.5°	479.5	440.2	352.1	276.7	227.9	194.9	158.8	132.1	122.6	119.5	119.5
15°	499.9	446.5	330.1	243.7	194.9	143.1	113.2	108.5	106.9	106.9	106.9
17.5°	523.5	451.2	303.4	212.2	150.9	105.3	99.0	99.0	97.5	97.5	95.9
20°	548.6	452.7	275.1	183.9	106.9	94.3	89.6	88.0	84.9	83.3	83.3
22.5°	576.9	451.2	243.7	150.9	94.3	86.5	78.6	75.5	72.3	69.2	69.2
25°	600.5	448.0	215.4	108.5	86.5	75.5	67.6	62.9	59.7	58.2	56.6
27.5°	621.0	430.7	187.1	92.8	78.6	67.6	58.2	53.4	50.3	48.7	48.7
30°	622.5	402.4	163.5	86.5	72.3	59.7	50.3	47.2	45.6	44.0	44.0
32.5°	632.0	374.1	138.3	81.7	64.5	53.4	45.6	42.4	39.3	39.3	39.3
35°	650.8	349.0	106.9	73.9	58.2	47.2	40.9	37.7	36.2	34.6	34.6
37.5°	680.7	331.7	88.0	67.6	53.4	42.4	37.7	34.6	33.0	31.4	31.4
40°	720.0	322.3	80.2	61.3	47.2	39.3	34.6	31.4	28.3	26.7	26.7
42.5°	787.6	322.3	73.9	55.0	42.4	36.2	31.4	28.3	25.2	23.6	23.6
45°	866.2	334.8	69.2	48.7	37.7	33.0	28.3	23.6	20.4	18.9	18.9
47.5°	952.7	358.4	64.5	44.0	34.6	29.9	25.2	18.9	15.7	14.1	14.1
50°	1053.3	393.0	61.3	39.3	31.4	26.7	20.4	14.1	12.6	11.0	11.0
52.5°	1138.2	427.6	56.6	36.2	28.3	23.6	15.7	12.6	9.4	9.4	9.4
55°	1218.3	465.3	53.4	33.0	26.7	18.9	12.6	9.4	7.9	7.9	7.9
57.5°	1325.2	512.5	48.7	29.9	22.0	14.1	11.0	7.9	6.3	6.3	6.3
60°	1543.7	617.8	42.4	26.7	18.9	12.6	9.4	7.9	6.3	4.7	4.7
62.5°	1899.0	789.2	36.2	23.6	14.1	11.0	7.9	6.3	4.7	3.1	3.1
65°	2123.8	831.6	29.9	18.9	11.0	7.9	6.3	4.7	3.1	1.6	1.6
67.5°	1979.2	676.0	23.6	14.1	9.4	6.3	4.7	3.1	1.6	0.0	0.0
70°	1671.1	510.9	17.3	9.4	7.9	4.7	3.1	1.6	0.0	0.0	0.0
72.5°	1320.5	388.3	15.7	7.9	6.3	3.1	3.1	1.6	0.0	0.0	0.0
75°	866.2	199.6	12.6	7.9	4.7	3.1	1.6	1.6	0.0	0.0	0.0
77.5°	341.1	75.5	9.4	6.3	4.7	3.1	1.6	1.6	0.0	0.0	0.0
80°	92.8	25.2	4.7	3.1	3.1	1.6	1.6	1.6	0.0	0.0	0.0
82.5°	23.6	11.0	3.1	3.1	1.6	1.6	1.6	1.6	0.0	0.0	0.0
85°	7.9	3.1	3.1	1.6	1.6	1.6	0.0	0.0	0.0	0.0	0.0
87.5°	3.1	3.1	3.1	1.6	1.6	1.6	0.0	0.0	0.0	0.0	0.0
90°	0.0	0.0	0.0	0.0	0.0	0.0	0.0	0.0	0.0	0.0	0.0

Cooper Lighting Solutions Photometric Lab
1121 Highway 74 South
Peachtree City, GA 30269



LM-79-2019: Approved Method: Electrical and Photometric Measurements of Solid-State Lighting Products

Report Prepared for

Cooper Lighting Solutions

MCGRAW EDISON

Report Number: SP1-2408-195-9

Test Date: 08/07/2024

Luminaire Tested: GALN-SB1A-830-U-5WQ

Data in this report applies to families of products including GALN-SB1A-830-U-5WQ.

Test Information

Test Method: LM-79-2019
 Report Number: SP1-2408-195-9
 Test Lab: COOPER LIGHTING SOLUTIONS
 Photometer: SP1 - 76IN SPHERE
 Measurement Geometry: 4π
 Issue Date: 08/07/2024
 Manufacturer: COOPER LIGHTING SOLUTIONS
 Product Line: MCGRAW EDISON
 Catalog Number: **GALN-SB1A-830-U-5WQ**
 Description: GALLEON AREA AND ROADWAY LUMINAIRE. (1) 80 CRI, 3000K, 350MA HIGH DENSITY LIGHTSQUARE WITH 26 LEDS AND TYPE V WIDE OPTICS

Spectral Parameters

CCT (K): 3050
 CIE u': 0.2476
 CIE v': 0.5251
 Duv: 0.0034
 CIE x: 0.4383
 CIE y: 0.4131
 CIE z: 0.1487
 Peak Wavelength (nm): 603
 Dominant Wavelength (nm): 581
 Purity: 55.55201
 Rf: 81.5
 Rg: 99.2

CRI (Ra):	81.0		
R1:	79.6	R9:	7.1
R2:	85.6	R10:	67.0
R3:	92.0	R11:	82.7
R4:	82.6	R12:	63.2
R5:	78.9	R13:	80.3
R6:	81.7	R14:	95.0
R7:	85.2	R15:	71.7
R8:	62.0		



Test Conditions

Stabilization Time: 20M
 Operation Time: 1H 20M
 Sphere Temperature (°C): 24.2

REPORT NUMBER: SP1-2408-195-9

Measurement and Test Equipment			
Instrument	Identification Number	Calibration Date	Calibration Due Date
Photometer	IN0058	6/18/2024	12/18/2024
Power Meter	INXT2011004	2/8/2024	2/8/2025
AC Power Source	IN0063	10/24/2023	10/24/2024
DC Power Source	IN0208	10/24/2023	10/24/2024
Sphere Thermometer	IN0085	10/24/2023	10/24/2024
Room Thermometer	IN0046	10/24/2023	10/24/2024

REPORT NUMBER: SP1-2408-195-9

CIE 1931 Chromaticity Diagram



CIE 1931 Chromaticity Diagram with 2017 ANSI 7-Step and 4-Step Quadrangles



Point lies inside the ANSI 3000K 4-step quadrangle

REPORT NUMBER: SP1-2408-195-9

Photopic Flux vs. Wavelength



Photopic Lumens: NR

λ (nm)	Power W [^] /nm	Lumens (ϕ /nm)	λ (nm)	Power W [^] /nm	Lumens (ϕ /nm)	λ (nm)	Power W [^] /nm	Lumens (ϕ /nm)	λ (nm)	Power W [^] /nm	Lumens (ϕ /nm)	λ (nm)	Power W [^] /nm	Lumens (ϕ /nm)
360	0	NR	490	168	NR	620	940	NR	750	35	NR	880	1	NR
365	0	NR	495	233	NR	625	897	NR	755	30	NR	885	1	NR
370	0	NR	500	300	NR	630	847	NR	760	26	NR	890	1	NR
375	0	NR	505	372	NR	635	790	NR	765	22	NR	895	1	NR
380	0	NR	510	430	NR	640	730	NR	770	19	NR	900	1	NR
385	0	NR	515	483	NR	645	668	NR	775	16	NR	905	1	NR
390	0	NR	520	524	NR	650	605	NR	780	14	NR	910	0	NR
395	2	NR	525	555	NR	655	545	NR	785	12	NR	915	0	NR
400	4	NR	530	581	NR	660	485	NR	790	10	NR	920	0	NR
405	7	NR	535	604	NR	665	430	NR	795	9	NR	925	0	NR
410	17	NR	540	623	NR	670	378	NR	800	8	NR	930	0	NR
415	34	NR	545	645	NR	675	331	NR	805	7	NR	935	0	NR
420	68	NR	550	667	NR	680	290	NR	810	6	NR	940	0	NR
425	128	NR	555	693	NR	685	251	NR	815	5	NR	945	0	NR
430	214	NR	560	719	NR	690	218	NR	820	4	NR	950	0	NR
435	339	NR	565	754	NR	695	188	NR	825	4	NR	955	0	NR
440	507	NR	570	791	NR	700	162	NR	830	3	NR	960	0	NR
445	573	NR	575	830	NR	705	139	NR	835	3	NR	965	0	NR
450	356	NR	580	873	NR	710	119	NR	840	3	NR	970	0	NR
455	217	NR	585	913	NR	715	102	NR	845	2	NR	975	0	NR
460	168	NR	590	948	NR	720	88	NR	850	2	NR	980	0	NR
465	113	NR	595	974	NR	725	76	NR	855	2	NR	985	0	NR
470	85	NR	600	994	NR	730	65	NR	860	1	NR	990	0	NR
475	85	NR	605	998	NR	735	55	NR	865	1	NR	995	0	NR
480	94	NR	610	994	NR	740	47	NR	870	1	NR	1000	0	NR
485	120	NR	615	973	NR	745	41	NR	875	1	NR			

REPORT NUMBER: SP1-2408-195-9

Scotopic Flux vs. Wavelength



Scotopic Lumens: NR

S/P: 1.27

λ (nm)	Power W [^] /nm	Lumens (φ/nm)	λ (nm)	Power W [^] /nm	Lumens (φ/nm)	λ (nm)	Power W [^] /nm	Lumens (φ/nm)	λ (nm)	Power W [^] /nm	Lumens (φ/nm)	λ (nm)	Power W [^] /nm	Lumens (φ/nm)
360	0	NR	490	168	NR	620	940	NR	750	35	NR	880	1	NR
365	0	NR	495	233	NR	625	897	NR	755	30	NR	885	1	NR
370	0	NR	500	300	NR	630	847	NR	760	26	NR	890	1	NR
375	0	NR	505	372	NR	635	790	NR	765	22	NR	895	1	NR
380	0	NR	510	430	NR	640	730	NR	770	19	NR	900	1	NR
385	0	NR	515	483	NR	645	668	NR	775	16	NR	905	1	NR
390	0	NR	520	524	NR	650	605	NR	780	14	NR	910	0	NR
395	2	NR	525	555	NR	655	545	NR	785	12	NR	915	0	NR
400	4	NR	530	581	NR	660	485	NR	790	10	NR	920	0	NR
405	7	NR	535	604	NR	665	430	NR	795	9	NR	925	0	NR
410	17	NR	540	623	NR	670	378	NR	800	8	NR	930	0	NR
415	34	NR	545	645	NR	675	331	NR	805	7	NR	935	0	NR
420	68	NR	550	667	NR	680	290	NR	810	6	NR	940	0	NR
425	128	NR	555	693	NR	685	251	NR	815	5	NR	945	0	NR
430	214	NR	560	719	NR	690	218	NR	820	4	NR	950	0	NR
435	339	NR	565	754	NR	695	188	NR	825	4	NR	955	0	NR
440	507	NR	570	791	NR	700	162	NR	830	3	NR	960	0	NR
445	573	NR	575	830	NR	705	139	NR	835	3	NR	965	0	NR
450	356	NR	580	873	NR	710	119	NR	840	3	NR	970	0	NR
455	217	NR	585	913	NR	715	102	NR	845	2	NR	975	0	NR
460	168	NR	590	948	NR	720	88	NR	850	2	NR	980	0	NR
465	113	NR	595	974	NR	725	76	NR	855	2	NR	985	0	NR
470	85	NR	600	994	NR	730	65	NR	860	1	NR	990	0	NR
475	85	NR	605	998	NR	735	55	NR	865	1	NR	995	0	NR
480	94	NR	610	994	NR	740	47	NR	870	1	NR	1000	0	NR
485	120	NR	615	973	NR	745	41	NR	875	1	NR			

REPORT NUMBER: SP1-2408-195-9

Melanopic Flux vs. Wavelength



Melanopic Lumens: NR

M/P: 2.32

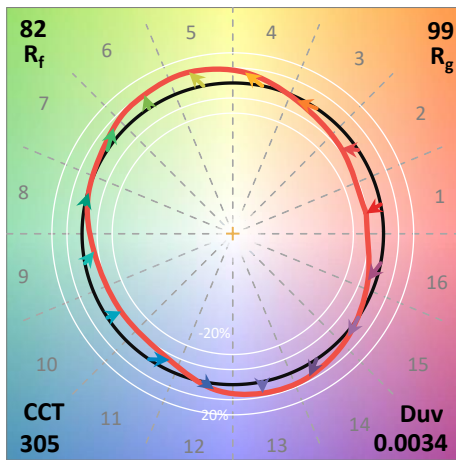
λ (nm)	Power W [^] /nm	Lumens (φ/nm)	λ (nm)	Power W [^] /nm	Lumens (φ/nm)	λ (nm)	Power W [^] /nm	Lumens (φ/nm)	λ (nm)	Power W [^] /nm	Lumens (φ/nm)	λ (nm)	Power W [^] /nm	Lumens (φ/nm)
360	0	NR	490	168	NR	620	940	NR	750	35	NR	880	1	NR
365	0	NR	495	233	NR	625	897	NR	755	30	NR	885	1	NR
370	0	NR	500	300	NR	630	847	NR	760	26	NR	890	1	NR
375	0	NR	505	372	NR	635	790	NR	765	22	NR	895	1	NR
380	0	NR	510	430	NR	640	730	NR	770	19	NR	900	1	NR
385	0	NR	515	483	NR	645	668	NR	775	16	NR	905	1	NR
390	0	NR	520	524	NR	650	605	NR	780	14	NR	910	0	NR
395	2	NR	525	555	NR	655	545	NR	785	12	NR	915	0	NR
400	4	NR	530	581	NR	660	485	NR	790	10	NR	920	0	NR
405	7	NR	535	604	NR	665	430	NR	795	9	NR	925	0	NR
410	17	NR	540	623	NR	670	378	NR	800	8	NR	930	0	NR
415	34	NR	545	645	NR	675	331	NR	805	7	NR	935	0	NR
420	68	NR	550	667	NR	680	290	NR	810	6	NR	940	0	NR
425	128	NR	555	693	NR	685	251	NR	815	5	NR	945	0	NR
430	214	NR	560	719	NR	690	218	NR	820	4	NR	950	0	NR
435	339	NR	565	754	NR	695	188	NR	825	4	NR	955	0	NR
440	507	NR	570	791	NR	700	162	NR	830	3	NR	960	0	NR
445	573	NR	575	830	NR	705	139	NR	835	3	NR	965	0	NR
450	356	NR	580	873	NR	710	119	NR	840	3	NR	970	0	NR
455	217	NR	585	913	NR	715	102	NR	845	2	NR	975	0	NR
460	168	NR	590	948	NR	720	88	NR	850	2	NR	980	0	NR
465	113	NR	595	974	NR	725	76	NR	855	2	NR	985	0	NR
470	85	NR	600	994	NR	730	65	NR	860	1	NR	990	0	NR
475	85	NR	605	998	NR	735	55	NR	865	1	NR	995	0	NR
480	94	NR	610	994	NR	740	47	NR	870	1	NR	1000	0	NR
485	120	NR	615	973	NR	745	41	NR	875	1	NR			

Summary

$R_f = 81.5$
 $R_g = 99.2$
 $CIE R_a = 81.0$
 $R_9 = 7.1$



Color Vector Graphics



Individual Sample Fidelity Index ($R_{f,i}$)

CES01 = 86	CES26 = 74	CES51 = 89	CES76 = 70
CES02 = 63	CES27 = 88	CES52 = 92	CES77 = 86
CES03 = 31	CES28 = 89	CES53 = 81	CES78 = 72
CES04 = 70	CES29 = 67	CES54 = 87	CES79 = 90
CES05 = 50	CES30 = 68	CES55 = 85	CES80 = 88
CES06 = 51	CES31 = 71	CES56 = 78	CES81 = 78
CES07 = 42	CES32 = 70	CES57 = 76	CES82 = 95
CES08 = 41	CES33 = 71	CES58 = 78	CES83 = 90
CES09 = 29	CES34 = 82	CES59 = 92	CES84 = 94
CES10 = 76	CES35 = 90	CES60 = 95	CES85 = 86
CES11 = 59	CES36 = 93	CES61 = 93	CES86 = 72
CES12 = 65	CES37 = 87	CES62 = 83	CES87 = 85
CES13 = 43	CES38 = 75	CES63 = 77	CES88 = 83
CES14 = 74	CES39 = 94	CES64 = 83	CES89 = 75
CES15 = 71	CES40 = 89	CES65 = 77	CES90 = 81
CES16 = 47	CES41 = 85	CES66 = 80	CES91 = 96
CES17 = 50	CES42 = 86	CES67 = 79	CES92 = 73
CES18 = 56	CES43 = 81	CES68 = 84	CES93 = 84
CES19 = 72	CES44 = 99	CES69 = 91	CES94 = 64
CES20 = 66	CES45 = 87	CES70 = 78	CES95 = 80
CES21 = 87	CES46 = 82	CES71 = 76	CES96 = 84
CES22 = 79	CES47 = 77	CES72 = 92	CES97 = 87
CES23 = 92	CES48 = 71	CES73 = 71	CES98 = 81
CES24 = 91	CES49 = 81	CES74 = 93	CES99 = 74
CES25 = 72	CES50 = 89	CES75 = 74	



Color Rendition by Hue-Angle Bin



Measure Comparisons



(END OF REPORT)